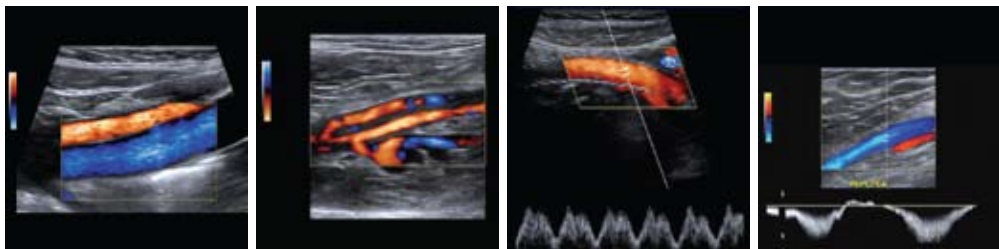








ECHOLITES

WORLD FEDERATION FOR ULTRASOUND IN MEDICINE AND BIOLOGY

**WFUMB 2009**
Sydney
Australia
12th World Congress of
the World Federation
for Ultrasound in
Medicine and Biology
August 30 – September 3, 2009



 www.wfumb2009.com  Australasian
Society for
Ultrasound in
Medicine (ASUM)



EFSUMB • AFSUMB • AIUM • FLAUS • ASUM • MASU



Note from the Editor



With the worldwide increasing interest and use of Medical Ultrasound WFUMB is proud being a most important Multidisciplinary Federation representing a large

number of International Organizations including more than 50.000 individual members.

The increasing activities cover the objectives of the Federation such as scientific, literary, and educational. The aim of WFUMB is to encourage research, to promote international cooperation and to disseminate scientific information. The Federation engages in sponsorship of meetings, publication of an official journal and other official documents, cooperation with other societies and organizations in specific learning and appointment of commissions on special problems. It promotes the formation of national or regional societies or groups, coordination of bibliographic and informational services and the improvement of standards in terminology, equipment, methods and safety practices.

WFUMB is a Non-Government Organisation (NGO) in official relation with the World Health Organisation (WHO). WFUMB and WHO collaborate on various education programs including the creation of various Education Centers.

The official journal of WFUMB, "Ultrasound in Medicine and Biology" (UMB) is published monthly, and the WFUMB Newsletter "ECHOES" is published twice a year.

A most important objective of the Federation is to organize WFUMB World Congresses in Ultrasound which since 1976 have been held every three years - and from now on every second year. These important congresses cover all aspect of Ultrasound in Medicine and Biology.

The next World Congress, the WFUMB 2009 will be held in Sydney in September 2009 - please see the information on the front cover and on page 10.

Søren Hancke, Editor ECHOES

Message from the President



At the beginning of next June, the WFUMB will promote the Board Meeting in Marrakesh in an event that will be held simultaneously with the Congress of the International Society of

Radiology (ISR). This meeting of the WFUMB and ISR boards will be carried out in order to discuss the joint activities for educational enhancement and development in areas of diagnostic imaging, particularly in developing countries.

In last October, the WFUMB participated in a Congress held by the International Society of Ultrasound in Obstetrics and Gynecology (ISUOG) in order to discuss and to present guidelines for the adequate employment of medical ultrasound, especially in pregnancies.

These activities led the WFUMB to come close to other entities that are concerned with the good practices of medical ultrasound, reinforcing its ties of cooperation and friendship.

It is also important to point out the two new books that are being edited in a joint production with the World Health Organization (WHO), under the coordination of our former President, Harald Lutz: the first is an update of a previously published book ; and the second contains additional topics concerning areas not mentioned in the first, such as ultrasound of the musculoskeletal system.

The WFUMB has made several efforts towards the enlargement of its educational activities in all continents through the WFUMB Education Committee - headed by another former WFUMB President, Professor Barry Goldberg - in order to promote the diffusion of ultrasound good practices and to provide collaboration by means of courses, training and even equipment in regions lacking in resources.

All these activities have been supported by our permanent Secretary situated in the United States and coordinated by Glynis Harvey, under the support of our secretary, Stan Barnett.

Giovanni G. Cerri, WFUMB President

Message from the Secretary



The primary objective of the WFUMB is to promote high standards of practice in the application of diagnostic ultrasound and to encourage co-operation and support for developing

geographic regions. The WFUMB is putting into practice a number of initiatives, particularly in education and safety matters. The WFUMB has made a commitment to assist through joint ventures, sponsorship of Centres Of Excellence (COE), educational activities and collaborative efforts. The WFUMB is a member of the World Health Organisation (WHO) Global Steering Group for Education and Training in Diagnostic Imaging. There have been efforts by the WFUMB to undertake workshop style studies into safety of ultrasound in medicine. It is particularly pleasing when such activities involve scientific collaborations with other professional organizations and specialties involved in medical imaging.

WFUMB Linkages with International Societies:

The WFUMB Council understands the importance of developing wider professional linkages in the international arena of medical imaging. Strategies are being developed to facilitate such alliances. At the same time, it is essential that the WFUMB Council and its constituent committees demonstrate to our members that the organization offers a valuable benefit. One way of enhancing collaboration is by holding the necessary administrative board meetings of WFUMB Council in conjunction with congresses of the member Federations, thereby allowing the opportunity for direct interaction between Boards of WFUMB and its member Federations. This is the initiative of President Dr. Giovanni Cerri. Recent examples of such joint meetings include: WFUMB Admin Council with AIUM Executive at the annual Congress, New York in March 2007 and WFUMB Executive Bureau with AFSUMB Congress, Bangkok in November 2007. Other meetings planned for the near future include WFUMB Council and International

Congress of Radiology (ICR) in Marrakech in June 2008 and the WFUMB Executive Bureau with the Australasian Society of Ultrasound in Medicine (ASUM) in Auckland, September 2008.

WFUMB Executive Bureau meets AFSUMB:

The WFUMB Executive Bureau scheduled a committee meeting in conjunction with the 8th Congress of the Asian Federation of Societies for Ultrasound in Medicine and Biology (AFSUMB) in Bangkok, November 2007. At the invitation of the AFSUMB/Thailand Organizing Committee, members of the WFUMB Executive Bureau presented 19 invited lectures and chaired many sessions in the scientific program over the five-day congress. During the program, the WFUMB Executive Bureau held a joint meeting with the Executive Board of AFSUMB to discuss common strategic issues. The spirit of true scientific and professional collaboration was very rewarding. The AFSUMB/Thailand congress official opening ceremony was highlighted by the presence of the Royal Prince, Rear Admiral Dr. Prince Pusarn Swasdiwat. The Prince is also a recognized radiologist. On behalf of the WFUMB, I wish to extend sincere thanks to the AFSUMB/Thailand Organizing Committee for providing both a stimulating scientific congress and an entertaining cultural event.



From the AFSUMB/Thailand Congress official Opening Ceremony in Bangkok, Thailand.

Left to right: Dr. G Cerri (WFUMB President), Dr. W. Bhothisuwan (President AFSUMB/Thailand) and wife, Dr. S. Barnett (WFUMB Secretary) and Dr. H. Watanabe (WFUMB Past President).

WFUMB Promotion:

The WFUMB has begun a process to demonstrate its activities, goals and achievements, particularly in areas of education and improved skills and standards for the safe and effective use of ultrasound in medicine. With the support of its member Federations, the WFUMB plans to establish promotional booths at selected major international congresses. The booths are to be operated by a dedicated staff member of the WFUMB Executive Secretariat while the host congress provides support in terms of booth space. As part of the new proactive approach, the inaugural WFUMB Promotion booth was demonstrated at the AFSUMB Congress in Bangkok, Nov. 2007. The prime purpose is to promote the activities of WFUMB and to encourage closer working relationships amongst organizations in the medical imaging field. The next major effort will be at the meeting of the ICR in Marrakech in June 2008. One of the major activities of the WFUMB is its World Congress and this will also be promoted through the WFUMB booth.

Safe Standards of Practice:

The WFUMB Administration has established a commitment to major efforts in education and safe standards of practice. In this regard, the WFUMB recently initiated a collaborative project to develop policy for proper standards of practice for the Non-Medical Use of Ultrasound. This contentious subject, commonly known as souvenir or “entertainment scanning”, where scanning, is done purely for commercial purposes has been recognized by the WFUMB as a growing global issue. Therefore, the WFUMB Council approved this as an urgent matter to be examined in the first instance by the Safety Committee.

Following expert scientific meetings of respective Safety Committees, a joint workshop was incorporated into the program of the 2007 congress the International Society for Ultrasound in Obstetrics and Gynecology (ISUOG). The outcome of this joint initiative was the establishment of a Consensus Statement being the **WFUMB/ISUOG Joint Policy Statement on Non-Medical Use of Ultrasound**. In essence, the WFUMB and ISUOG disapprove of the use of ultrasound for the sole purpose of providing souvenir images/

“entertainment scanning” of the fetus. Once approved by the WFUMB Council, this safety guideline will be published.

WFUMB World Congress Succession Plan:

The **12th WFUMB World Congress** will be held in Sydney in 2009 and preparations are already under way to ensure a successful and memorable congress. Please refer to the website for information www.wfumb2009.com. The congress will be held in September during early spring when days are generally bright, sunny and warm. Sydney has become a sought-after business and tourist destination. This is a great opportunity for colleagues and friends from the northern hemisphere to enjoy an extended summer “down-under”. As Convenor of WFUMB 2009 Congress, I would like to take this opportunity to encourage WFUMB members to plan to attend the World Congress.

The WFUMB Council has begun to move towards a succession plan for host societies of future world congresses. With the reduced period between congresses after 2009, the WFUMB Council has awarded AFSUMB the opportunity to host the

13th WFUMB World Congress in Vienna, Austria in the year 2011 and the

14th world congress has been awarded to FLAUS, to be held in Latin America in 2013.

The WFUMB Executive Bureau is currently discussing options for the 2015 World Congress. This new approach of forward planning obviates the need for expensive and time-consuming competitive bidding amongst potential host Federations that has sometimes occurred in the past. Instead, it will allow greater opportunities to promote the WFUMB World Congress amongst the wider medical imaging community.

I am pleased to have been asked to contribute an article to this issue of ECHOES. Official newsletters play an important role in distributing up-to-date information and allow a good opportunity to advise members of links to the activities of other related organizations.

Stan Barnett, WFUMB Secretary



Message from the Treasurer



Once again WFUMB has operated well within the expected budget, thus providing additional moneys for educational opportunities. We are very excited with the programs being

planned by Dr Barry Goldberg and we are very well positioned to pay for them.

The addition of the new secretariat at AIUM has alleviated much of the administrative burden from the shoulders of the secretary and treasurer, and the additional expense has been well worth it.

Glynis Harvey has been invaluable in helping us with logistics and planning.

Despite the poor state of economy in USA, WFUMB has not lost any money since we are invested very conservatively.

In summary, we continue to be able to fund increasing numbers of educational programs and the finances of WFUMB remain very sound.

Beryl Benacerraf, WFUMB Treasurer

Reports from WFUMB Affiliated Organizations

EFSUMB



EUROPEAN FEDERATION OF SOCIETIES FOR ULTRASOUND IN MEDICINE AND BIOLOGY

The membership of EFSUMB increases steadily and will soon reach 20,000 members, making EFSUMB one of the largest interdisciplinary medical societies.

EFSUMB is today in a healthy and stable position.

Furthermore, our financial condition allow us to support additional educational activities.

One major aim is to concentrate on the individual benefits as an EFSUMB member.

The combined **EUROSON/Dreiländertreffen in Leipzig** this October was a huge success. Nearly two thousand participants from 41 countries attended the congress. Mainly through the enormous efforts of Volker Keim, this meeting was the most successful interdisciplinary ultrasound congress in Europe to date. As we know, Ultrasound congresses are going to have a more and more academic focus. As an example, new scientific discoveries were presented dealing particularly with contrast agents, giving ultrasound a giant boost.

US machines have decreased significantly in price during the past years. This is very much appreciated by the users. But for congress organizers it becomes more and more difficult to obtain a balanced budget, since the companies sometimes decreases their support. New cooperation forms with industry have to be found.

EUROSON 2008 will be held in Timisoaro from May 31th to June 3rd in the western part of Romania. Tismisoaro has good flight connections often via Vienna. I am sure that Ioan Sporea and his team, together with our society, will provide a top educational and

scientific program with many well known international speakers. Furthermore, it is interesting to visit a country at a time when many changes are happening. During our visit there May 2007, we were all pleased by the hospitality of the local organizers. I think all our constituent societies should support this congress as well as science and education in Romania by showing up in large numbers at this interesting congress.

Both the Romanian Ultrasound Society and EFSUMB will support young authors.

To encourage young scientists to present innovative papers the congress fee will be waived for all first time authors below 35 years of age.

Another success story is our scientific journal:

European Journal of Ultrasound /Ultraschall in der Medizin.

Due to the efforts of Editors, the Review Board and mainly due to the publishing scientists, the impact factor of the journal continues to rise and is now 2.1, the highest figure for a multidisciplinary ultrasound journal. I really hope that we can continue with this success. EFSUMB will support the journal whenever possible.

Also the newsletter of UIM will be in new hands, Michael Bachmann from Denmark will take care of this publication and communication medium. The style of the newsletter of EFSUMB will change and a "Case of the month" will be introduced in the homepage. (www.efsumb.org)

One important goal will be to optimize the communication with our members. Therefore, the National Societies are asked to provide email addresses of all their members.

EFSUMB offers a membership certificate to all the members of the National Societies each year. On request each national society can obtain a bulk supply of personalized certificates for all their members.

The newly adopted **Guidelines and Recommendations using Ultrasound Contrast Media** of the ESUMMB Study Group are published in the first issue the European Journal of Ultrasound/ Ultraschall in der Medizin. Renewal of the guidelines is planned to take place ever 3 years.

The annual EUROSON Meeting in Leipzig, held in conjunction with the German speaking countries, saw a change in the composition of the Executive Bureau of EFSUMB .

Kurt Jäger, Lucas Greiner and Pietro Pavlica finished their term on the board. All of them did an excellent job over the past two years. I would like to thank all of them for their collaboration and their dedication to EFSUMB. I would like to welcome the new members, Christian Nolsoe from Denmark as President-elect, Christoph Dietrich from Germany as Honorary Secretary and Ian Sporea from Romania as Treasurer.

David Evans is the Past-President. The continuing role of our General Secretary Gianna Stanford has to be highlighted. Without her efforts the work of all of us and of the EFSUMB Committee's would be much more difficult. As you may know the term of office for the Executive Bureau and all our committees has been reduced from three to two years. We have to face the fact that Gianna will retire after this next two year term, so we have to find a new General Secretary. This will not be an easy task at all, since a General Secretary has to have really multi-tasking functions and Gianna has done much more that can be expected from a General Secretary.

Also EFSUMB Committee members were newly elected and major changes happened.

I want to thank all retiring members for the work they provided to our society and want to welcome the new members.

The EFSUMB website has a new design and we will continue to improve this information and communication medium.

On our website you can have a look at the Minimal Educational Requirements in several areas that have been produced by the Education and Professional Standards committee.

The office of EFSUMB has moved from Bromley in the periphery of London to the center of London. We have rented an office from the British Institute of Radiology at a reasonable cost and I want to thank David Evans for his successful negotiations with BIR.

Norbert Gritzmann, EFSUMB President ,

AFSUMB



ASIAN FEDERATION OF SOCIETIES FOR ULTRASOUND IN MEDICINE AND BIOLOGY

There have been three academic activities by March this year:

1. The WFUMB's Asian Education Project in conjunction with the 17th Annual Conference of Indian Federation of Ultrasound in Medicine & Biology was held from Feb. 15th to 17th, 2008, in Agra, India;
2. The WFUMB's Asian Center of Excellence Workshop in conjunction with the 20th National Conference of Bangladesh Society of Ultrasound was held from March 1st to 4th, 2008, in Dhaka, Bangladesh.

3. The 5th AFSUMB Workshop in conjunction with the 6th Philippine Society of Ultrasound in Clinical Medicine, Inc. was held from March 19th to 20th in Manila, Philippines.

The upcoming 9th AFSUMB will be held from Nov. 18th to 21st, 2010, in Mumbai, India. Those who are interested in Medical Ultrasound are heartily welcome.

The 8th AFSUMB Congress was held from Nov. 12th to 16th, 2007 in the Loyal Navy Auditorium, Bangkok, Thailand. New AFSUMB Officers and Councilors were elected as follows: President, Cheng-Wen Chiang (Taiwan); President-elect, Masatoshi Kudo (Japan); Secretary, Seung Hyup Kim (Korea); Treasurer, Yi-Hong Chou (Taiwan); Councilors: Yung-Liang Wan (Taiwan); Toru Masuyama (Japan); Ki Whang Kim (Korea); H. Sidharta (Indonesia); YuXin Jiang (China); Musarrat Hasan (Pakistan), Co-opted Councilors from Bangladesh (Kanu Bala), Thailand (Bhothisuwan Wilaiporn), Mongolia, Malaysia and Philippines; Journal Editor, Chi-Ping Chen (Taiwan); and Web Editor, Shiro Kozuma (Japan)

*Cheng-Wen Chiang,
AFSUMB President*



From the WFUMB Center of Excellence Workshop 2008 in Dhaka, Bangladesh. In the middle Dr. Kanu Bala, Bangladesh and Dr. Cheng-Wen Chiang, Taiwan



AIUM



AMERICAN INSTITUTE OF ULTRASOUND IN MEDICINE

Bioeffects Consensus Statements

The April 2008 issue of the *Journal of Ultrasound in Medicine* highlights the "Bioeffects from Diagnostic Ultrasound: AIUM Consensus Statements." The document provides an overview of the scientific information, summary statements, recommendations, and conclusions concerning the safety of diagnostic ultrasound related to both thermal and mechanical effects of ultrasound in many applications, including fetal imaging and contrast agent use.

Ultrasound Practice Forum

The AIUM's fourth annual Ultrasound Practice Forum will take place on November 10, 2008 in National Harbor, Maryland, USA. The goal of this year's forum will center on developing and finalizing the sets of training and practice guidelines needed for quality assurance and patient safety specific to targeted areas of ultrasound practice.

Stan Barnett represented WFUMB at the AIUM's third annual Ultrasound Practice Forum, entitled "Patient Safety and Quality: The Role of Ultrasound" which took place on April 23, 2007 in Baltimore, Maryland, USA. Fifty-six individuals representing thirty organizations joined in discussions on training and exam guidelines, scope of practice, and the potential impact of reimbursement on accreditation in ultrasound. A summary of the meeting is located at www.aium.org.

Ultrasound Training

The AIUM is collaborating with the Council on Resident Education in Obstetrics and Gynecology on a set of lectures that would be made available for residency program directors to use in residency training, covering all the essential aspects of ultrasound. Once this program has been developed, the AIUM will work with WFUMB on its potential dissemination to underdeveloped nations.

New Member Benefit – Free CMEs

On January 1, 2008, the AIUM unveiled a

valuable new member benefit - free continuing medical education (CME) credits for all AIUM members - and all with no dues increase. As of January 1, the complete selection of online CME self-study tests from the *Journal of Ultrasound in Medicine (JUM)* - as many as 84 CME tests, each worth up to 1 CME credit - is now available to AIUM members, and if you submit your test answers online, the CME credits are free. This will continue all year, for every CME test that appears, in addition to those available in our archives. Comparing the first two months of 2008 with the same time period in 2007, there has been a 54% increase in the number of CME test submissions.

The value that this benefit adds to a membership more than pays for the cost of membership itself, all while supporting members' continuing education needs. The launch of this valuable member benefit further supports the AIUM's commitment to providing quality educational opportunities for our members. JUM CME self-study tests are a fast, convenient, and economical way for members to obtain their needed credits.

Upcoming Meetings

The AIUM will host five unique and very successful standalone courses this year:

- Ultrasound Registry Review, June 7–8, 2008, in Takoma Park, MD
- Hands-on Musculoskeletal Ultrasound: Diagnostic and Interventional Techniques, July 10–12, 2008, in Rochester, MN
- Update on Thyroid and Parathyroid Ultrasound: Imaging and Intervention, August 16–17, 2008, in National Harbor, MD
- Pediatric Ultrasound, November 8–9, 2008, in National Harbor, MD
- Ultrasound in Reproductive Medicine and Infertility, December 6–7, 2008 in National Harbor, MD

The AIUM's next annual meeting will take place at the Marriott Marquis Hotel in New York City, April 2-5, 2009. All members of the ultrasound community should plan to attend this event, where professionals of all backgrounds and disciplines can network and learn about the latest news and research in the field of medical ultrasound. Attendees

will have the opportunity to earn up to 32.5 CME credits over this 4-day event, located in the heart of Times Square in New York City. Registration for the convention and pre-convention program will be available online at www.aium.org by mid-October.

Clinical Guidelines

In the last year, the AIUM has released many new guidelines for the performance of ultrasound examinations, including the "Practice Guideline for Ultrasonography in Reproductive Medicine," developed in collaboration with the Society for Reproductive Endocrinology and Infertility (SREI), an affiliate of the American Society of Reproductive Medicine, and the "AIUM Guidelines for the Performance of the FAST Examination," developed in collaboration with the American College of Emergency Physicians. The complete collection of AIUM clinical guidelines is located at www.aium.org.

WFUMB2009

The AIUM has pledged to support the promotion of WFUMB2009 by providing speaker recommendations, publicity in *Sound Waves* and in the *Journal of Ultrasound in Medicine*, and by providing complimentary promotional booth space at AIUM meetings.

Joshua A. Copel, AIUM President

FLAUS



LATIN AMERICAN FEDERATION FOR ULTRASOUND IN MEDICINE

Throughout the year, FLAUS has carried out important work initiated by our

current President Dr. Roberto Moncayo Paints of Ecuador. One was the realization of the 1st Congress of the Guatemalan Society of Ultrasound which was carried out in January 2008. Thanks to the organization headed by the President of the Guatemalan Association of Ultrasound (ASOGU), Dr. Armando Zamora, WFUMB participated through its Education

Program for the Latin American Project including the 4th WFUMB Course for Latin America with participation of Dr. Leandro Fernández, Venezuela and Dr. Miguel A, Jiménez Taboada, Mexico.

In March 2008 the Mexican Association of Ultrasound in Medicine (AMUSEM) carried out its Annual Congress in Cancun, Quintana Roo, Mexico. Representatives of FLAUS including our President Dr. Roberto Moncayo Pinto and our Past President Dr. Hernán Muñozas as well as Dr. Guido Parra Anaya (Colombia), Dr. Luis Fernando Chavarria Estrada (Costa Rica), Drs. Luiz Bailao and Luiz Machado (Brazil), Dr. Edwin Cruz (Puerto Rico), Dr. Daniel Cafici, Dr. Mirta Lanfranchi (Argentina), Dr. Waldo Sepúlveda (Chile) were invited. Dr. Barry Goldberg (AIUM) and Dr. Miguel A Jiménez Taboada (Mexico) were invited as WFUMB Representatives.

The academic activities of FLAUS will continue with the realization of three events in collaboration with different national societies being members of FLAUS as well as with national societies presently in a phase of integration with FLAUS. The first of them will be carried out in Puerto Rico and is supported by the WFUMB Education Committee. The other two events will possibly be carried out in Bolivia and Paraguay.

The 1st Course of Certification in the Detection of Heart Malformations was carried out last year with great success in Chile. The meeting was organized by the Past President Dr. Hernán Muñoz in collaboration with the International Society of Ultrasound in Gynecology and Obstetrics (ISUOG). Representatives of all the affiliated Societies of FLAUS as well as members of some other medical societies that do not belong to FLAUS were present.

This years the Education Project will continue the collaboration with ISUOG and create the 1st Course of Certification in Malformations of the Nervous Central System in the City of Quito, Ecuador.

We are presently in the phase of preparing the FLAUS 2009 Congress to be carried out in Dominican Republic. This event will be organized by the Executive Board of FLAUS, the FLAUS President Elect for the bien-

niun 2009-2011 Dr. Raúl Sánchez Jiménez and the Dominican Society of Ultrasound in Medicine and Biology.

Miguel A Jiménez Taboada, FLAUS



FLAUS Presidents and President and Secretary of Guatemalan Society, left to right:

Dr. Armando Zamora (Current President of the Guatemalan Society of Ultrasound), Dr. Hernán Muñoz (Past President of FLAUS), Dr. Raúl Sánchez (Elect Presidente of FLAUS 2009-2011),

Dr. Roberto Moncayo (Current President of FLAUS),

Dr. Francisco de León (Secretary of the Guatemaltecan Society of Ultrasound).

regarded ultrasound qualifications. More recently ASUM has introduced the Certificate of Clinician-Performed Ultrasound (CCPU) in response to the expanding utilization of ultrasound by medical practitioners in their clinical practice. The first of these certificates have been recently awarded. Large numbers of clinicians are expressing interest in obtaining the CCPU in their clinical disciplines, vindicating ASUM's decision to establish it. This rapid expansion is posing considerable logistical challenges to ASUM, however it is well positioned to meet these.

At the national level, ASUM's two major educational activities are the Annual Scientific Meeting (ASM) and the Multidisciplinary Workshop (MDW). In 2007 the ASM was held in Cairns in Northern Queensland. This was the first time the meeting was held outside a major Capital City. The gamble paid off with a high quality conference being well attended. This year's meeting will be held in Auckland, New Zealand and promises a high calibre program. As its name implies, the MDW consists of a series of hands-on scanning workshops with small interactive groups gaining practical experience interspersed with instructive lectures. Both the ASM and the MDW are extremely popular with our membership, each attracting similarly large numbers of registrants every year. In addition, ASUM continues to provide various educational activities throughout the year at a local level including lectures and case presentations.

June 2007 saw the official opening ASUM's state of the art new offices in Sydney by the Federal Health Minister. This building provides not only a fitting administrative headquarters for the Society, but has facilities for on-site teaching and meetings.

ASUM's role as the peak ultrasound body in Australia and New Zealand has seen its profile expand as it advises government and other health service providers of the vital role ultrasound plays in the improvement of patient outcomes. ASUM is also increasing its collaboration with medical Colleges and other Societies to ensure they are appropriately appraised of the current status of ultrasound in patient service provision.

ASUM



AUSTRALASIAN SOCIETY FOR ULTRASOUND IN MEDICINE

ASUM's membership across Australia and New Zealand is drawn from multiple medical craft groups, sonographers,

scientists, the ultrasound trade and more recently clinicians. This broad spectrum reflects the collaborative team approach to ultrasound in Australia and New Zealand.

ASUM's promotion of excellence in ultrasound continues though its core educational activities. The Diploma of Medical Ultrasound (DMU) for sonographers and the Diploma of Diagnostic Ultrasound (DDU) for medical specialists remain prestigious and highly



ASUM continues its considerable interaction with other ultrasound Societies around the world fostering a spirit of cooperation and collaboration. Our high standard Australasian ultrasound is thus disseminated widely, whilst exchange visitors to Australia and New Zealand introduce cutting edge ultrasound from around the globe. In particular the Asia-link program, the CADUCEUS exchange with the Danish Ultrasound Society and the British Medical Ultrasound Society Presidential exchange program all facilitate this interaction.

ASUM is privileged to be hosting the WFUMB 2009 World Congress in Sydney. Planning is now well advanced with finalization of the program imminent. We promise a cutting-edge and dynamic meeting with particular emphasis on new ultrasound applications. The program will have broad appeal to sonologists, sonographers, clinicians, scientists and the trade. The rapidly growing area of clinician-performed ultrasound will form a distinct section of the meeting, in addition to the more traditional ultrasound applications. Speakers will be drawn from around the world adding to a substantial Australasian faculty. We encourage members of WFUMB's constituent societies to seriously consider attending this once in a lifetime opportunity to combine bringing your ultrasound knowledge and skills to the leading edge in combination to visiting Sydney, one of the most beautiful cities in the world.

Finally, I would like to acknowledge those who contribute enormously to the success of ASUM. Our members enthusiastically devote huge amounts of their time, resources and knowledge to the betterment of ultrasound in Australasia. They are ably supported by the fantastic ASUM Secretariat staff. The incredibly high standard of ultrasound in Australia and New Zealand is testimony to the efforts of both the membership and the staff.

Matthew Andrews, ASUM President

MASU



MEDITERRANIAN AND AFRICAN SOCIETY OF ULTRASOUND

The Mediterranean and African Society of Ultrasound (MASU) was born 22

years ago.

Several different boards have led MASU and have done their best to promote the knowledge and appropriate use of ultrasonography in African and Mediterranean countries that that richly need it.

MASU has 1232 members coming from 33 different countries. Many countries have National Ultrasound Associations affiliated with MASU, including:

- Arabic countries : PASU
- Cameroon: CHAPTER for AFRICAN FRENCH-SPEAKING AREA
- Kenya: KAMUS
- Morocco: AMDUS
- Tanzania: TASO
- Tunisia: STED
- Uganda : UGASON
- West Africa: WAMUS
- Yemen: YEMSU

At present, our message is the following:

- to doctors using ultrasound on the African continent: join us and benefit from our structure and tools which, although small, are reliable.
- to doctors of other countries: assist our effort, donate equipment, ensure that teaching programs continue, and find financial support to fund basic and refresher courses whenever possible.

In 2007 and 2008 we have organized and planned several courses in Africa, such as in Libya, Morocco, Sudan, Tanzania and Zanzibar.

The WFUMB Centre of Excellence (COE) has been working very efficiently since 2004 (see www.wfumb.org).

The MASU board is available to study every project of an international course of sonography in African countries whether it is proposed by a MASU chapter, a physician

group or a medical authority.

We would like to remind you of the MASU regulations for organizing a course:

- 1- Apply to the MASU secretary to organize an international course and specify the course goals and topics, course language, some potential dates, and conference room facilities (laptop or slide projector, sonographic equipment for practical sessions)
- 2- MASU provides travel funding for speakers whereas local organizers are responsible for accommodation and food for speakers, if possible.
- 3- It is advisable that attendees pay subscription fees as the revenue will cover organization fees.
- 4- Every course has to be held under the sponsorship of local authorities (Hospital Board, Health Ministry, University dean, etc)
- 5- Speakers will provide both theoretical and practical training on every topic, and the course duration can vary between one and four weeks depending on local needs.

We have been working for a long time on the certification of courses we organize in Africa, and this certification should be given by local authorities.

We hope for a greater availability of efficient and portable equipment that complies with WHO recommendations and the needs of African physicians.

We would like to gratefully acknowledge WFUMB whose support and long standing assistance has helped us achieve our goals. The collaboration we have with the WFUMB African Project has enhanced the effectiveness of MASU.

Finally, we would like to invite each of you to attend the upcoming 11th MASU International Congress in Marrakech, Morocco from June 5-8, 2008 during a joint meeting with the International Congress of Radiology (ICR) 2008. Special rates for MASU members are available.

*Azza Hammou, MASU President
Franca Meloni, MASU Secretary
Hassen A. Gharbi, MASU Representative*

WFUMB Safety Committee Report

WFUMB Guidelines for Non-Medical use of Ultrasound

The WFUMB Safety Committee has embarked on a project to arrive at international consensus statements on the safe and appropriate use of ultrasound in non-medical applications. The project was initiated in response to media attention in recent years to the growing number of commercial enterprises that offer prospective parents non-diagnostic keepsake images and videos of the fetus in the pregnant womb. Some professional ultrasound organisations have formed their own guidelines relevant to their particular requirements and circumstances. The AIUM, with published support by the FDA, has been particularly outspoken against the growing practice of the so-called "shopping mall entertainment ultrasound" phenomenon in the USA. As the WFUMB comprises global membership, it is appropriate that it obtains input into the preparation of guidelines for standards of practice from a wide international audience. It is also important to establish whether there is evidence based on safety issues, besides the obvious ethical considerations. The WFUMB Safety Symposia established an international working group that has received input from

other organizations including the American Institute of Ultrasound in Medicine (AIUM), the Australasian Society of Ultrasound in Medicine (ASUM), the European Federation of Societies of Ultrasound in Medicine and Biology (EFSUMB), the European Committee for Medical Ultrasound Safety (ECMUS), the British Medical Ultrasound Society (BMUS) and the FDA Centre for Devices and Radiological Health. Following assessment of the current scientific data, this working group prepared draft guidelines for three different aspects of non-medical use of ultrasound:

1. Entertainment or keepsake imaging.
2. Scanning of live models for equipment exhibition.
3. Scanning of live models for education and training.

The guidelines and supporting rationale have been circulated for comment and critical review, following which the guidelines will be submitted for consideration and approval by the WFUMB Council when it next meets in June 2008.

Meanwhile, the WFUMB Safety Committee has formed a working alliance with the Safety Committee of the International Society for Ultrasound in Obstetrics and Gynaecology (ISUOG) and proposed a collaborative effort for the purpose of achieving a joint statement on non-medical use of ultrasound. The ISUOG Board accepted a proposal to include a joint WFUMB/ISUOG workshop within the scientific program of the 17th ISUOG Congress, held in Florence during 7 to 11th October 2007. In the spirit of true collaboration between the two major ultrasound societies, the program sessions were co-chaired by Drs. S. Barnett (Chair, WFUMB Safety Committee and J Abramowicz (Chair, ISUOG Safety Committee). The workshop comprised an introductory debate on the topic, that "The Non-Clinical Use of Ultrasound is Safe and Beneficial". The affirmative position was taken by Dr. Beryl Benacerraf while the negative position was presented by Dr. Larry Platt.

This was followed by open discussion. This session was immediately followed by invited presentations on the following topics:

"Bioeffects and Safety Risk" (J Abramowicz, Chair ISUOG Safety Committee),

"Epidemiology and Relevance of Neural Migration Studies" (K Marsal, member WFUMB Safety Committee),

"Ethical Issues, patients rights and potential misuse" (C Brezinka),

"Live Scanning of Pregnant Models for Equipment Exhibitions" (G Cerri, WFUMB President),

"Non-clinical Use of Obstetric Ultrasound: Medico-Legal Implications in the USA" (J Copel, AIUM President),

"Safety and Regulatory Considerations in the Non-Clinical Use of Ultrasound" (M Stratmeyer, FDA).

This safety/standards workshop was remarkably well attended and may prove to be a successful formula for future meetings. In subsequent meetings of a select working group of safety committee representatives of the WFUMB and ISUOG, a joint statement was prepared on the safe use of non-medical ultrasound. This will be submitted, together with manuscripts of the invited presentations at ISUOG 2007, to the Board of the ISUOG. Following acceptance by all parties concerned, the joint WFUMB/ISUOG Statement on this important issue will be published in the respective journals of the ISUOG and the WFUMB.

I would like to express my sincere thanks to all contributors to this project and to the Boards of the ISUOG and WFUMB for their continued support.

Stan Barnett, WFUMB Safety Committee Chairman



Prof. El Fortia, President of the Libyan Society of Ultrasound and MASU board member at the opening ceremony of a MASU course in Ghat, South West of Libya.



INVITATION TO A GLOBAL ULTRASOUND EVENT, SYDNEY 2009



WFUMB 2009
Sydney
Australia

12th World Congress of
the World Federation
for Ultrasound in
Medicine and Biology
August 30 – September 3, 2009



www.wfumb2009.com




Australasian
Society for
Ultrasound in
Medicine (ASUM)

Whether you are a primary user of ultrasound, or a medical specialist with an interest in learning more on the subject, please make sure that you mark your professional calendar for this important event. The dates to record are the 30th August to the 3rd of September 2009. The venue is the Darling Harbour Conference and Convention Centre in the heart of Sydney. This is the major



Faculty of Workshop on Non-Medical Use of Ultrasound, 2007 ISUOG Congress, Florence, Italy. From left: Drs. M. Ziskin, S. Barnett, J. Abramowicz, J. Copel, K. Marsal, L. Platt, C. Brezinka, B. Benacerraf, M. Stratmeyer, and G. Cerri.

scientific congress that combines ultrasound imaging in all of its aspects with new developments in therapeutic applications. The program emphasises such areas as interventional radiology and sonology, ultrasound contrast agents, point-of-care applications in emergency medicine, fetal echo-cardiology, early first trimester Doppler imaging of fetal ductus venosus, and volume imaging in 3D and 4D. This congress program will also include opportunities for colleagues in developing economies through support for the established WFUMB Centres Of Excellence.

With less than one and a half year until the meeting of the World Federation for Ultrasound in Medicine and Biology World Congress, WFUMB 2009, it is time to start planning both your scientific contribution and your associated cultural and travel program. Please take advantage of this rare opportunity to visit one of the most sought-after tourist destinations in the world while also gaining knowledge and improving skills in the use of ultrasound in medicine. This will be only the second occasion in 24 years

for the WFUMB World Congress to be held in Australia, so take care not to miss out! The scientific program has many opportunities for both ultrasound end-users and the corporate members and our industry partners. There is a high level of interest and support from the global ultrasound industry.

Please refer to www.wfumb2009.com for further information and spread the word to your colleagues in related disciplines about this great opportunity to visit "down-under".

Kind Regards,

*Stan Barnett, Convenor,
12th World Congress WFUMB 2009.*



WFUMB COMMITTEE'S 2006-2009

COMMITTEE ON EDUCATION FOR MEDICAL ULTRASOUND

Dr. Berry Goldberg, Chairman

Dr. Elisabetta Buscarini

Dr. L. Fernandez

Dr. H. Gharbi

NOMINATION COMMITTEE

Dr. Michel Claudon, Chairman

Dr. Leandro Fernandez

Dr. Byung Ihn Choi

Dr. Hassen Gharbi

COMMITTEE ON ULTRASOUND SAFETY

Dr. Stanley B. Barnett, Chairman

Dr. Marvin Ziskin

Dr. Michel Claudon

Dr. Karel Marsal

ARCHIVES AND HISTORY COMMITTEE

Dr. Berry Goldberg, Chairman

Dr. Stanley B. Barnett

Dr. Cheng-Wen Chiang

PUBLICATION COMMITTEE

Dr. B. Benacerraf, Chairman

Dr. Hassen Gharbi

Dr. Soren Hancke

Christy Holland

FINANCE COMMITTEE

Dr. Glenn McNally, Chairman

Dr. Joshua Copel

Dr. Beryl Benacerraf

CONFERENCE COMMITTEE

Dr. David Evans, Chairman

Dr. Miguel Angel Jimenez Tobaada

Dr. Cheng-Wen Chiang

Dr. Joshua Copel

CONSTITUTION COMMITTEE

Dr. Marvin Ziskin, Chairman

Dr. Giovanni G. Cerri

Dr. Stanley B. Barnett

COMMITTEE ON STANDARDS AND INFORMATION TECHNOLOGY

Dr. Michel Claudon, Chairman

Dr. Masatoshi Kudo

Dr. David Evans

Dr. Berry Goldberg

ADVISORY BOARD FOR CENTERS OF EXCELLENCE

Dr. Byung Ihn Choi, Chairman

Dr. Stanley B. Barnett

Dr. Michel Claudon

The President is Ex-Officio member of all WFUMB committees

PUBLIC RELATIONS COMMITTEE

Dr. Søren Hancke, Chairman

Dr. David Evans

Dr. Cheng-Wen Chiang

Dr. Joshua Copel

Dr. Miguel Angel Jimenez Tobaada

Dr. Glen McNally

Dr. Hassen Gharbi

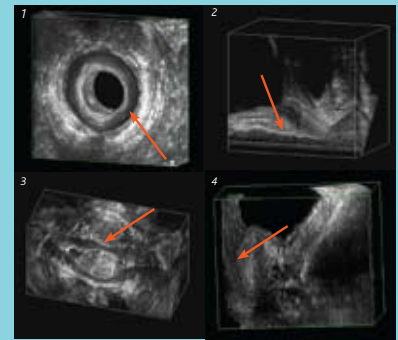
■ Seeing is believing

with BK Medical's complete ultrasound package for pelvic floor scanning

BK Medical, a leading solutions provider and innovator in diagnostic ultrasound, now applies its proven technology to the examination and diagnosis of the pelvic floor.



Get a dynamic display of the pelvic floor simply, quickly and safely



- 1) The rectal prolapse in this image appears as a black ring encircling the anal canal.
- 2) Mesh implant in the anterior region of a 52 year-old female. The arrow points to the mesh implant. To the right of the arrow, the urethra is seen.
- 3) TVT tape implant in a 61 year-old female.
- 4) Urethra image of a 59 year-old incontinent female. The urethra is seen as a thin black line.

■ World Headquarters: Mileparken 34 · DK-2730 · Herlev · Denmark · Tel: (45) 44 52 81 00 · Fax: (45) 44 52 81 99 www.bkmed.com

■ we specialize because you do

AD0063b

WFUMB ■ www.wfumb.org

President

Giovanni G. Cerri, Brazil, FLAUS
giovanni.cerri@netsim.fm.usp.br

Vice President 1

Masatoshi Kudo, Japan, AFSUMB
m-kudo@med.kindai.ac.jp

Vice President 2

Leandro Fernandez, Venezuela, FLAUS
leandrofer@telcel.net.ve

Secretary

Stanley B. Barnett, Australia, ASUM
sbarnett@usyd.edu.au

Treasurer

Beryl Benacerraf, USA, AIUM
berylbenacerraf@aol.com

President-Elect:

Michel Claudon, France, EFSUMB
m.claudon@chu-nancy.fr

Immediate Past President:

Marvin C. Ziskin, USA, AIUM
ziskin@temple.edu

Administrative Councillors

David Evans, UK, EFSUMB
Cheng-Wen Chiang, Taiwan, AFSUMB
Joshua Copel, USA, AIUM

Miguel Angel Jimenez Toboada, Mexico, FLAUS

Glenn McNally, Australia, ASUM,
Hassen Gharbi, Tunisia, MASU

Co-opted Councillors

Elisabetta Buscarini, Italy, MASU
Byung Ihn Choi, Korea, AFSUMB
Berry Goldberg, USA, AIUM

Editor-in-Chief, UMB

Peter N.T. Wells & Christy Holland
peter.wells@bristol.ac.uk/hollanch@uc.edu

Editor, ECHOES

Soren Hancke, hancke@dadlnet.dk

WFUMB's Affiliated Organizations

European Federation of Societies for Ultrasound in Medicine and Biology (EFSUMB) www.efsumb.org

Asian Federation of Societies for Ultrasound in Medicine and Biology (AFSUMB)

American Institute of Ultrasound in Medicine (AIUM) www.aium.org

Latin American Federation for Ultrasound in Medicine (FLAUS) www.flaus.org

Australasian Society for Ultrasound in Medicine (ASUM) www.asum.com.au/open/home.htm

Mediterranean and African Society of Ultrasound (MASU) www.agonet.it/masu